



OSA Certificate of Online Safety

Getting Started

Logging in

In your browser visit
www.onlinesafetyalliance.org

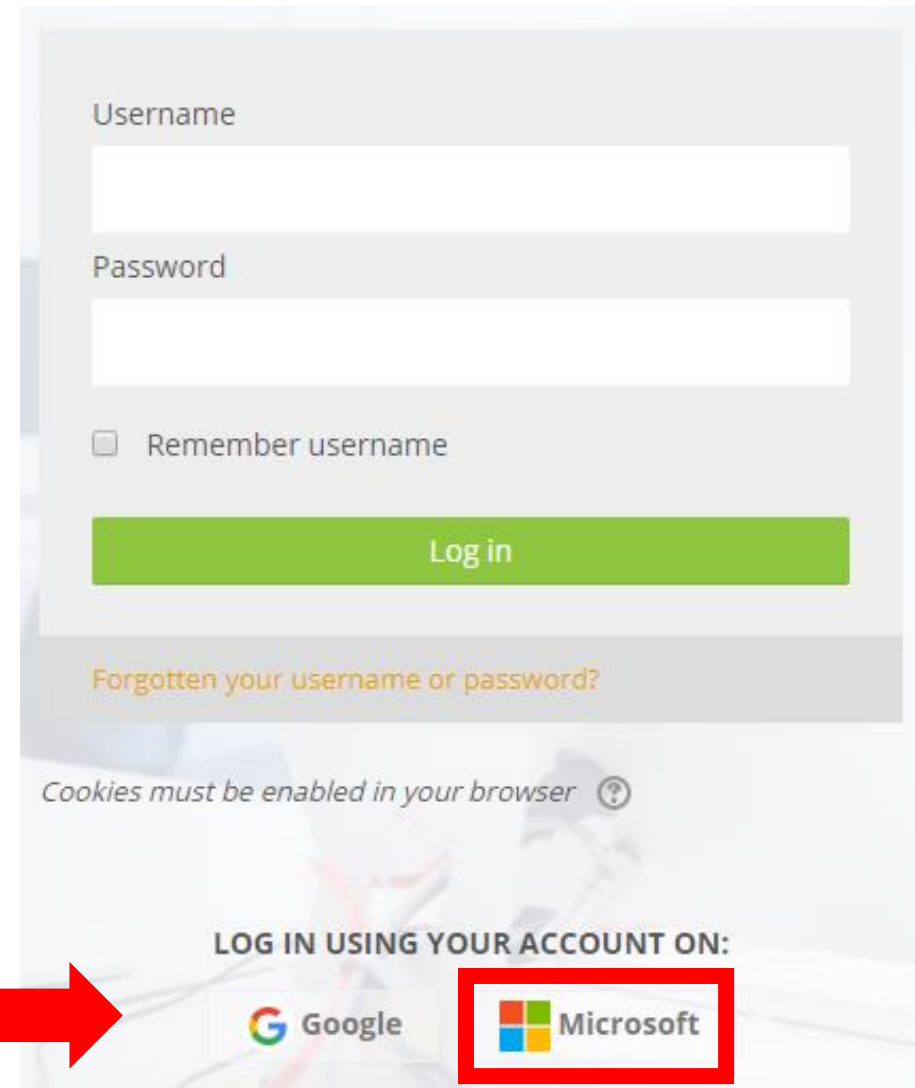
Press on the green button
labelled 'Certificate Log in'.



Logging in

Scroll down the login screen and select to log in with Microsoft.

You will then need to type in your school email address and password.



Username



Password

Remember username

[Forgotten your username or password?](#)

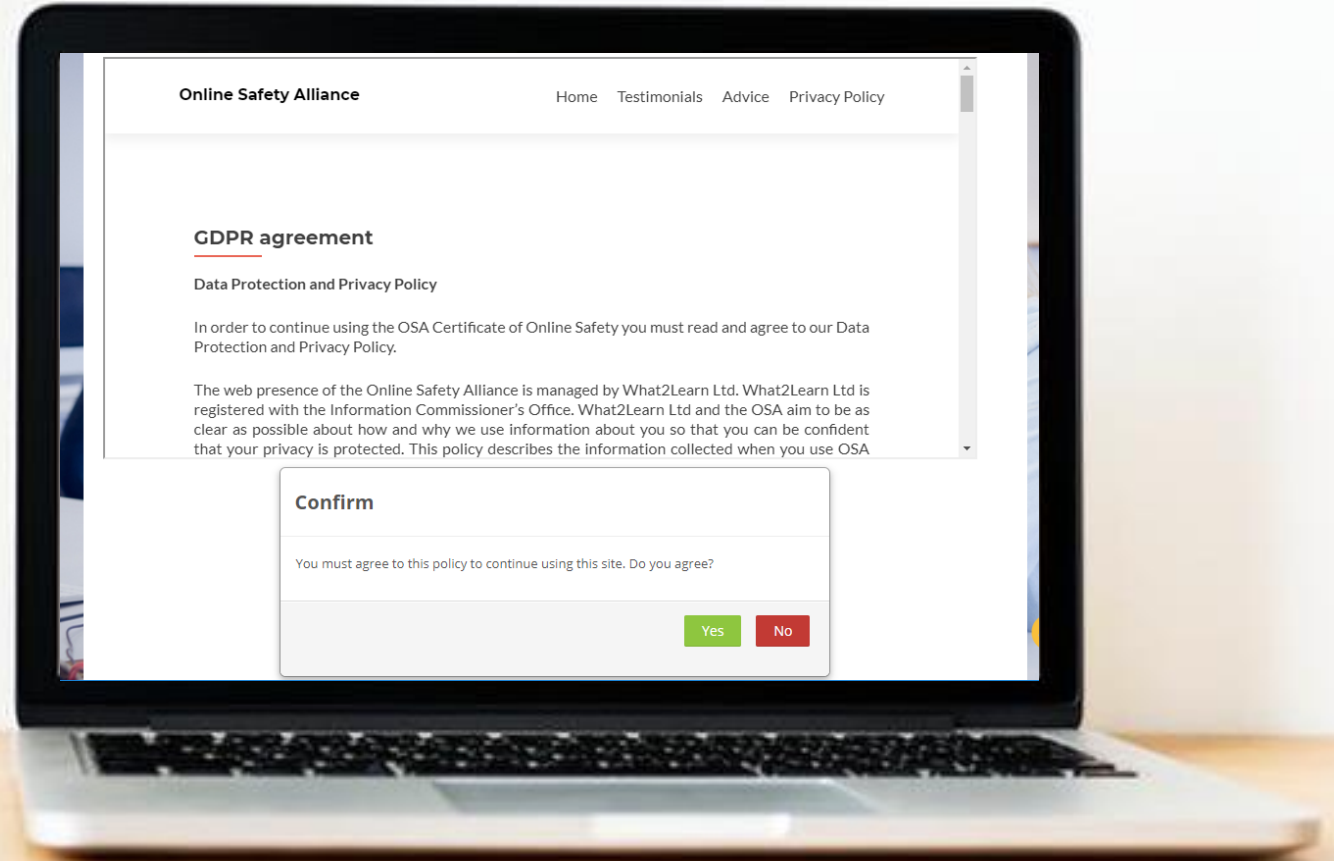
Cookies must be enabled in your browser ⓘ

LOG IN USING YOUR ACCOUNT ON:

 Google  Microsoft

Logging in

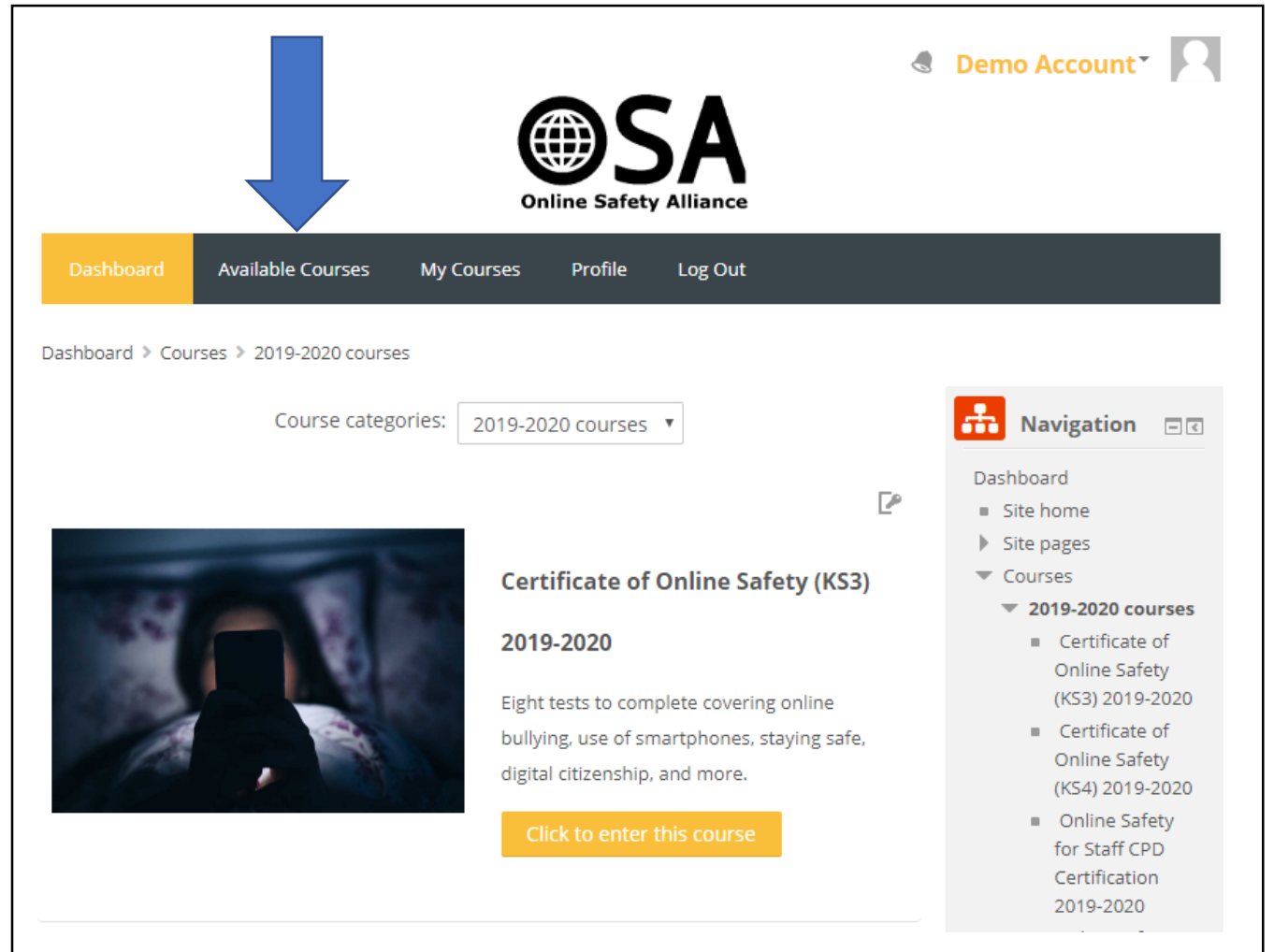
The first time you log in you will be shown our data protection and privacy policy. You need to press the green 'Yes' button to agree to this before you can access the Certificate.



Accessing your course

Select 'Available Courses' from the top navigation bar. Then click to enter the appropriate course:

- Key Stage 3 (Years 7-9)
- Key Stage 4 (Years 10-11)
- Key Stage 5 (Years 12-13)



The screenshot displays the Online Safety Alliance (OSA) website interface. At the top right, there is a 'Demo Account' user profile. The main navigation bar includes 'Dashboard', 'Available Courses', 'My Courses', 'Profile', and 'Log Out'. A blue arrow points to the 'Available Courses' link. Below the navigation bar, the breadcrumb trail reads 'Dashboard > Courses > 2019-2020 courses'. A dropdown menu for 'Course categories' is set to '2019-2020 courses'. The main content area features a course card for 'Certificate of Online Safety (KS3) 2019-2020', which includes a description: 'Eight tests to complete covering online bullying, use of smartphones, staying safe, digital citizenship, and more.' and a yellow button labeled 'Click to enter this course'. On the right side, a 'Navigation' sidebar lists site pages and courses, with '2019-2020 courses' expanded to show the selected course.


Accessing your course

The first time you access your course you will need to enter an enrolment key.

Please use enrolment key:
closure

Type in the key and then press the green 'Enrol me' button.

Enrolment options



Certificate of Online Safety (KS3)
2019-2020

Eight tests to complete covering online bullying, use of smartphones, staying safe, digital citizenship, and more.

▼ Self enrolment (Student)

Enrolment key

Enrol me

Completing your course

Activities marked 'H5P' are interactive activities that include a number of built-in knowledge checks. You must successfully answer at least 80% of these knowledge check tasks before the activity will be marked as complete.

The image displays two examples of H5P knowledge check activities. The top screenshot shows a 'Knowledge check' titled 'What is the default privacy setting on Instagram?' with three radio button options: 'Private', 'Only me', and 'Public'. A 'Check' button is visible below the options. The background features a cartoon character looking confused and various social media icons. The bottom screenshot shows a 'Knowledge check' titled 'If you delete one of your posts you can guarantee that it is gone forever.' with two radio button options: 'True' and 'False'. A 'Check' button is visible below the options. The background features a globe and text including 'HOW TO MANAGE YOUR DIGITAL FOOTPRINT', 'NO NG TE!', and 'Even priv... et to are your posts with the world!'.

Claim your Certificate

At the bottom of your course you will see the link to generate your Certificate.

This will only be available to you once you have completed all assessments. Most assessments have an 80% pass mark, but you need to score 100% in the last one.

Download and save your completed Certificate to share with your teacher.

KS3 Certificate

Your Key Stage 3 Certificate of Online Safety is only generated once you have completed all tests in the course



Certificate of Online Safety (KS3, 2019-2020)